

HOW TO DO THE RAPID TEST FOR MALARIA

Training in the use of First Response Malaria Ag. *P. falciparum* (HRP2) Card Test for diagnosis of *P. falciparum* in human whole blood.

- a. New unopened test device pouch
- b. New unopened alcohol swab
- c. New unopened lancet
- d. New pair of disposable gloves
- e. Assay Buffer Bottle
- f. Timer
- g. Biohazardous waste container
- h. Non-biohazardous waste container
- i. Permanent Marker



Disposable gloves



Alcohol swab



Permanent CD Marker




Lancet



Timer



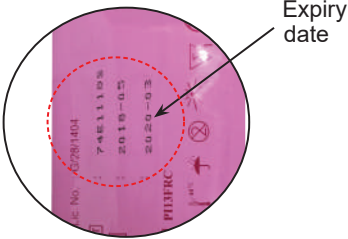
Assay Buffer Bottle



Test pouch

READ THE INSTRUCTIONS CAREFULLY BEFORE PERFORMING THE TEST.

1. Check the expiration date of the test.



Expiry date

2. Put on gloves. Use new gloves for each patient.



3. Open the pouch and remove:



a. Test Device

b. Desiccant

Desiccant Validity

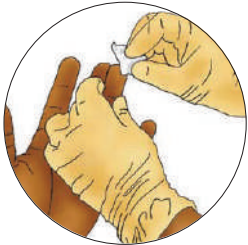
Orange: Valid

Green (Do not use the test device if the desiccant turns green).

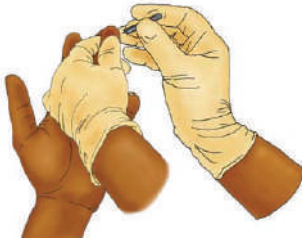
4. Label the test device with patient identification number/name



5. Wipe the patient finger with alcohol swab. (Alcohol must be dry before pricking)



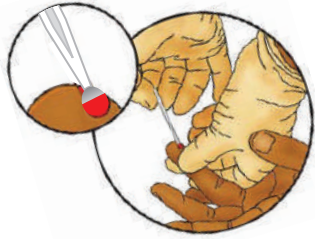
6. Put on gloves. Use new gloves for each patient.



7. Dispose the lancet immediately into the sharps box.



8. Wipe the first drop of blood and take the specimen transfer Device and collect 5 µl of blood by touching the circular end of the specimen transfer device into the blood drop.



9. Touch the specimen transfer device into the specimen well vertically.



10. Dispose the used specimen transfer device into the biohazardous container.



11. Add two drops of assay buffer into the buffer well vertically.



12. Read the test results at 20 minutes.

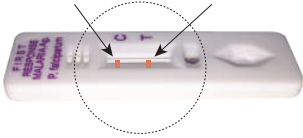


13. Do not interpret after 30 minutes.

14. How to read the test results:

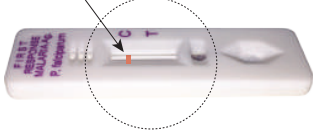
POSITIVE

A line in "C" & a line in "T" means the patient **DOES** have *P. falciparum* malaria.




NEGATIVE

A line in "C" and NO LINE in "T" means the patient **DOES NOT** have *P. falciparum* malaria.

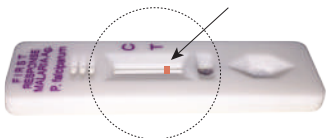


INVALID RESULT

NO line in "C" & "T" means the test is INVALID



ONLY line in "T" means the test is INVALID



The Invalid test results should be retested with new test device.

15. Record the test results. Dispose of used test device into biohazardous waste container.



16. Dispose off desiccant and used gloves in a biohazardous waste container. Dispose off the packaging materials in a non-biohazardous waste container.



NOTE: Do not re-use the test device, alcohol swab, lancet and specimen transfer device as are intended for single use only



ISO 13485 & EN ISO 13485
Certified Company

Manufactured by



Premier Medical Corporation Private Limited

A1-302, GIDC, Sarigam 396155. Dist. Valsad, Gujarat, INDIA

• Customer support email : info@premiermedcorp.com • Tel.: +91 260 2780112/113,
• www.premiermedcorp.com