

HOW TO PERFORM RAPID TEST FOR MALARIA

Training in the use of First Response Malaria Ag. P.f. /P.v. Card Test for Differential diagnosis of *P. falciparum* & *P. vivax* in human whole blood

- New unopened test device pouch
- New unopened alcohol swab
- New unopened lancet
- New pair of disposable gloves
- Assay Buffer Bottle
- Timer
- Biohazardous waste container
- Non-biohazardous waste container
- Permanent Marker



Disposable gloves



Alcohol swab



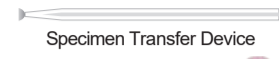
Permanent Marker



Lancet



Timer



Specimen Transfer Device



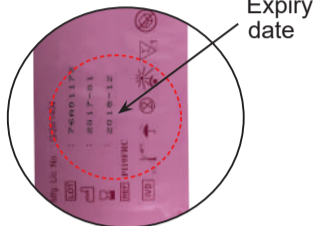
Assay Buffer Bottle



Test device pouch

READ THE INSTRUCTIONS CAREFULLY BEFORE PERFORMING THE TEST.

- Check expiry date on the test pouch. (If expired, do not use)



Expiry date

- Put on gloves. Use new gloves for each patient.



- Open the pouch and remove:



a. Test Device



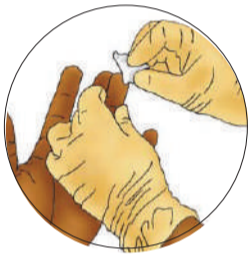
b. Desiccant

Do not USE the test device if the desiccant color has changed from orange to green.

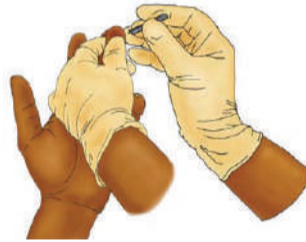
- Label the test device with patient identification number/name



- Wipe the patient finger with alcohol swab. (Alcohol must be dry before pricking)



- Take the lancet and detach the cap of the lancet and pierce the finger with the lancet.



- Dispose the lancet immediately into the sharps box.



- Wipe the first drop of blood and take the specimen transfer Device and collect 5 µl of blood by touching the circular end of the specimen transfer device into the blood drop.



- Touch the specimen transfer device into the specimen well vertically.



- Dispose the used specimen transfer device into the biohazardous container.



- Add two drops of assay buffer into the buffer well vertically.



- Interpret the result at 20 minutes.

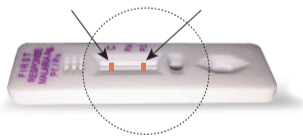


- Do not Interpret after 30 minutes.

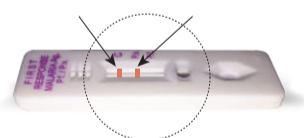
- How to interpret test results.

POSITIVE

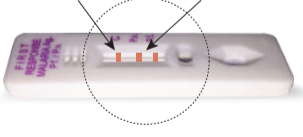
Line in "C" & a line in "P.f." means the patient is Positive for *P. falciparum*.



Line in "C" and a line in "P.v." means the patient is Positive for *P. vivax*.




Line in "C", "P.f." & "P.v." means the patient does have mixed infection of *P. falciparum* & *P. vivax*.




NEGATIVE

A line in "C" denotes negative result.

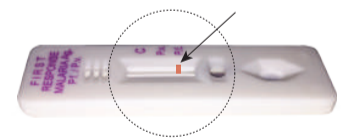


INVALID RESULT

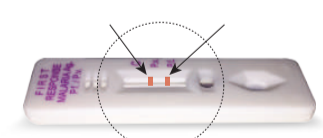
NO line in "C", "P.f." & "P.v." means the test is INVALID




ONLY line in "P.f." means the test is INVALID



A line in "P.f." & "P.v." means the test is INVALID



ONLY line in "P.v." means the test is INVALID



The Invalid test results should be retested with new test device.

- Record the test results. Dispose of used test device into biohazardous waste container.



- Dispose off desiccant and used gloves in a biohazardous waste container. Dispose off the packaging materials in a non-biohazardous waste container.



NOTE: Do not re-use the test device, alcohol swab, lancet and specimen transfer device as are intended for single use only



ISO 13485 & EN ISO 13485 Certified Company

Manufactured by

Premier Medical Corporation Private Limited

Mfg. Unit I : 32-35, Shree Ganesh Indl. Estate, Kachigam, Nani Daman, Daman - 396 215, INDIA

Mfg. Unit II : A1-302, GIDC, Sarigam 396155. Dist. Valsad, Gujarat, INDIA

• Customer support email : info@premiermedcorp.com • Tel.: +91 260 2780112/113, • www.premiermedcorp.com